











Rainforests: Life in the Rainforest

Aim: To describe and understand key aspects of physical geography, including: climate zones, biomes and vegetation belts, rivers, mountains, volcanoes and earthquakes, and the water cycle in the context of rainforest inhabitants. I can describe the animals living in the rainforest.	Success Criteria: I can name some animals that live in each layer of the rainforest. I can explain why different animals live in different layers. I can tell you more about one animal living in a rainforest.	Resources: Lesson Pack Topic books Internet access for children's research
Key/New Words: Forest floor, understory layer, canopy layer, emergent layer, habitat, diet.	Preparation: Which Layer? Action Cards , cut into cards Rainforest Animals Fact File Activity Sheet per child Prepare a rainforest display area beforehand using the Layers of the Rainforest Display Pack OR label a large table or wall with the A4 labels for the layers of the rainforests provided.	

Prior Learning: Children will have learnt about the layers of the rainforest in lesson 3. Children may have previously helped to create a Layers of the Rainforest display.

Learning Sequence

	Which Layer? Review the layers of the rainforest from the previous lesson. Show children the actions for each layer of the game, shown on the Lesson Presentation . As you read out a fact from the Which Layer? Action Cards , children should adopt the right pose to show which layer of the rainforest you are describing.	
	What Lives There? Share the facts about animals and plants in each layer. <i>Why do you think different animals live in different layers?</i> (Availability of food, shelter, water) Introduce the terms habitat and diet to children as the place an animal lives and what it eats.	
	Where Do I Live? Show children the images of different rainforest animals. <i>Can you suggest where each might live? Why do you think that?</i>	
	Rainforest Animals: Children use the Rainforest Animals Fact Files Activity Sheet , non-fiction books and websites , to find out more about one animal living in the rainforest.	
	Where Does Your Animal Belong? If you have created a Layers of the Rainforest display area, add children's fact files to this. Otherwise, label a large table or wall with the layers of the rainforest and ask children to place their animal fact cards in the correct layer. As they do so, ask them to share one fact about their chosen animal with the class. <i>Can you tell me more about one animal living in a rainforest?</i>	

Taskit

- Linkit:** This lesson would provide a good starting point for introducing the idea of food chains, predators and prey to the class.
- Composeit:** What kinds of sounds do you think you might hear in a rainforest? (There are many relaxation albums available with suitable tracks to inspire pupils.) How could you recreate these using instruments and your voices?
- Classifyit:** Look at the different groups of animals living in the rainforest – mammals, reptiles, insects, birds... What features do the members of each group have in common? How do they differ? Children could sort and discuss these [Animal Groups Sorting Cards](#) or complete this [Rainforest Animals Sorting Activity Sheet](#).